



### Items Needed for Collection

### WHOLE BLOOD COLLECTION

- 1 – Kit Box
- 1 – Test Request Form (TRF)
- 1 – Standard Red Top Vacutainer (without SST)
- 1 – Foam Tube Holder

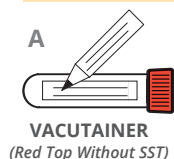
- 1 – Zip Closure Specimen Bag with Absorbent Pad
- 1 – FedEx Clinical Pak Mailer
- 1 – Return Label

If you are missing any of the needed components or have questions about the collection, please call Diagnostic Solutions Laboratory Customer Service Department at 877-485-5336.

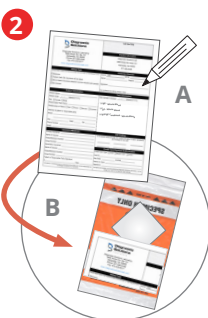
## WHOLE BLOOD – COLLECTION INSTRUCTIONS

FOLLOW INSTRUCTIONS CAREFULLY – IMPROPER COLLECTION AND SHIPPING CAN CAUSE SAMPLE REJECTION OR INVALID RESULTS

- 1** NOTE: Please review all instructions and collection kit components before starting collection. *Sample must be kept at room temperature and must be shipped Monday to Thursday.*

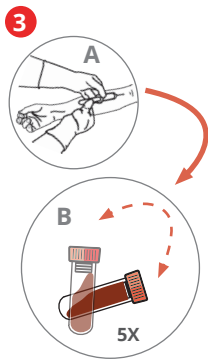


**A)** Write the patient name, and date of birth on the Red Top (without SST) vacutainer with permanent marker pen.



**A)** Complete all sections of the Test Request Form, including date of collection and payment type.

**B)** Place completed Test Request Form into the document holder outside of the specimen bag.

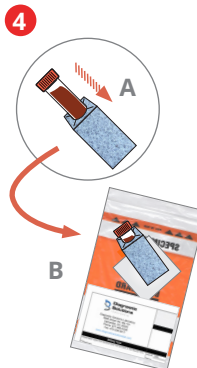


**A)** Perform blood draw to fill Red Top vacutainer.

**B)** Gently mix sample by inversion five times.\* **Keep sample at room temperature and ship the same day as collection.\*\***

\* **Do not shake.**

\*\* **Do not freeze or chill after collection to prevent hemolysis. Hemolyzed samples or delayed shipment will result in sample rejection.**



The whole blood specimen in the vacutainer needs to be received by the lab within 5 days of collection. NOTE: **DO NOT FREEZE OR REFRIGERATE WHOLE BLOOD** (cold storage will result in whole blood hemolysis).

**A)** Insert vacutainer containing blood sample *into* the foam tube holder.

**B)** Place the sample into the zip closure specimen bag and seal carefully. Keep specimen at room temperature\*

\* **DO NOT USE ICE PACKS — Do not freeze or chill collected sample.**



**A)** Place the specimen bag (including the vacutainer with blood sample in the foam block, and the completed TRF) inside the cardboard kit box.

**B)** Place the kit box in the supplied FedEx Clinical Pak and ship to Diagnostic Solutions Laboratory for testing.

Make note of your tracking number found on your shipping label.

NOTE: Please ensure that the shipping label is placed on the designated area, which is clearly marked on the middle of the FedEx Clinical Pak.

Place check mark in the square labeled "Exempt Human Specimen" on the back of the FedEx Clinical Pak.



**Do Not Freeze or Chill Collected Sample. Ship sample on the same day as collection.**

### SHIPPING INSTRUCTIONS: Call FedEx at 1-800-463-3339 to Schedule Your Free Pickup

1. When the automated greeting begins say, "Schedule a pickup."
2. When asked if your label has the word "Stamp" on it, say, "Yes."
3. Note your tracking number found on the Return Label.